OUR PRODUCTS CATALOG

FIBBRO ANTICORE INDIA PVT. LTD

ANTICORROSION EQUIPMENT EXPERT

AN ISO 9001 : 2015 COMPANY

CERTIFICATE NO. : E20250320481



PP FRP Products | PP, HDPE Spiral Products | FRP Pultruded Products | PTFE Products
PPR, PP, HDPE Polymer Products | Level Indicators | GLR Products



www.fibbroanticoreindia.com

FIBBRO ANTICORE INDIA PVT. LTD

ANTICORROSION EQUIPMENT EXPERT

AN ISO 9001 : 2015 COMPANY

CERTIFICATE NO. : E20250320481



Table Of Contents

ABOUT FIBBRO ANTICORE INDIA PVT. LTD.

Our Products

PVDF-FRP, PPH-FRP, PP-FRP, HDPE-FRP, Equipments ---------- 01

PP, HDPE Spiral Equipments ---------- 02

FRP Pultruded Products ---------- 03

PTFE, PVDF, PPH, PP, HDPE, Lined Pipes & Fittings ---------- 04

PTFE, PVDF, PPH, PP, HDPE, Vessels & Equiments ---------- 05

PPR, PP, HDPE Polymer Products ---------- 06

GLR Products & Level Indicators ---------- 07

ContactUs

About Us

Welcome To **FIBBRO ANTICORE INDIA PVT. LTD.** Established By **Mr. G.N. PRAVEEN RAJ,** Where We Bring You Over 25 Years Of beyond measure Experience In The Field, Coupled With The Privilege Of Working With One Of The Most Renowned And Respected Organizations In The Industry.

With Two and Half Decades Of Expertise, We Have Established Ourselves As Leaders In Our Field, Continuously Evolving And Adapting To The Ever-changing Landscape Of Our Industry. Our Extensive Experience Has Equipped Us With A Deep Understanding Of The Challenges And Opportunities That Arise In This Dynamic Environment.

Throughout Our Journey, We Have Consistently Delivered Outstanding Results, Driven By A Commitment To Excellence And A Passion For What We Do. Our Track Record Speaks For Itself, As We Have Successfully Tackled Complex Projects, Exceeded Client Expectations, And Contributed To The Success Of Numerous Ventures.

Our Time Spent In One Of The Famous Organizations Has Afforded Us The Opportunity To Collaborate With Industry Giants, Learn From The Best Minds, And Be At The Forefront Of Innovation. We Have Honed Our Skills, Gained A Wealth Of Knowledge, And Adopted Best Practices That Enable Us To Provide Unparalleled Services To Our Clients.

At Our Core, We Prioritize Building Strong And Lasting Relationships. We Believe In The Power Of Collaboration And Understand The Importance Of Truly Listening To Our Clients. Our Extensive Experience Has Taught Us The Value Of Understanding Their Unique Needs, Tailoring Our Solutions, And Delivering Exceptional Results That Align With Their Goals.

We Take Pride In Our Ability To Navigate Challenges, Anticipate Industry Trends, And Stay Ahead Of The Curve. As The Market Evolves, We Remain Committed To Continuous Learning And Innovation, Ensuring That We Bring The Latest Strategies, Technologies, And Insights To Every Project We Undertake.

Our Team, Comprised Of Seasoned Professionals With Diverse Backgrounds, Is Driven By A Shared Vision Of Excellence. We Foster A Culture Of Teamwork, Creativity, And Accountability, Where Every Individual Is Encouraged To Contribute Their Unique Perspectives And Expertise. This Collaborative Approach Enables Us To Deliver Comprehensive And Integrated Solutions That Address Even The Most Complex Requirements.

Thank You For Considering Us As Your Trusted Partner. We Look Forward To Embarking On New Ventures Together And Continuing Our Legacy Of Delivering Exceptional Results For The Next Decades And Beyond.

1. PVDF-FRP, PPH-FRP, PP-FRP, HDPE-FRP

FIBBRO ANTICORE INDIA PVT. LTD

ABOUT PRODUCTS

PVDF-FRP, PPH-FRP, PP-FRP, HDPE-FRP Products Are Manufacturing By The Contact Moulding (HAND LAYUP) Method Or By Filament Winding Method For Acids, Alkaline Solutions, Highly Corrosive Chemicals

PVDF-FRP, PPH-FRP, PP-FRP, HDPE-FRP Products Are Offered As Per Customer's Specification & Requirement. We Are Manufacturing And Supply Columns, Vessels, Blowers, Reaction & Mixing Vessels In Various Shapes And Configuration Like Cylindrical Vertical & Horizontal, Square, Rectangular With Flat Top & Bottom Or Conical Top & Bottom Or Dish Ends.

PVDF-FRP, PPH-FRP, PP-FRP, HDPE-FRP Tanks Can Be Supplied With Various Accessories Like Hand Railon Top, Level Indicator For Storage Tanks And Agitator Assembly For Reaction/mixing Vessels.

CONSTRUCTION STANDARD

SL.No.	DESCRIPTION	STANDARD
1.	FRP Coating	BS : 4994 - 1987

STANDARD MATERIAL PROPERTIES

SL. No.	PROPERTIES	ASTM Test Method	UNITS	VALUE
1.	Tensile Strength	D638	PSI	42000
			kpa	2.89 x 104
2.	Flexural Strength	D790	PSI	32000
			kpa	2.2 x 104
3.	Flexural Modulus	D790	PSI	1.5 x 106
			kpa	1.03 x 107
4.	Compressive Strength	D695	PSI	50000
			kpa	3.44 x 108
5.	IZOD Impact Strength	D756	Ft. lbs./in.	25
			J/M	1334

QUALITY MANAGEMENT STANDARD :

SL.No.	DESCRIPTION	ASTM TEST METHOD
1.	Hydro Test	ASME F 1545 (03 at 29 bar)
2.	Vacuum Test	ASME F 1545
3.	Spark Test	ASME F 1545 (10 KV or 25 KV)

1. PVDF-FRP, PPH-FRP, PP-FRP, HDPE-FRP

FIBBRO ANTICORE INDIA PVT. LTD

RESINS USED FOR PP & FRP PRODUCT :

ISOPHTHALIC ,POLYESTER, EPOXY, VINYL ESTER, BISPHENOL EPOXY VINYL ESTER

QUALITY ASSURANCE:

- All Vessels Are Warranted For Workmanship Over A Period Of One Year 8 Months.
- Unique Serial No To Each Vessel For Tracking The Records
- Smooth External Glossy Finish
- UV & Scratch Resistant External Epoxy Paint
- Hydro Test 1.5 Times Working Pressure

PP FRP FUMES / GAS / CHEMICAL EXTRACTION SYSTEMS

PP FRP Scrubber Are Specially Designed To Clean Air,fuel Gas Or Other Gases Of Various Chemicals And Dust Particles. We Also Provide Full Scrubbing System With Scrubber, Tank, Blower, PP Pump



SCRUBBING SYSTEM



STORAGE TANK



RECTANGLE TANK



COOLING TOWER

1. PVDF-FRP, PPH-FRP, PP-FRP, HDPE-FRP

FIBBRO ANTICORE INDIA PVT. LTD



SCRUBBER WITH BLOWER



GALVANIZATION TANK



COOLING TOWER



M/S BLOWER FRP



COOLING TOWER



COOLING TOWER COMPLETE SYSTEM





FRP FUME HOOD



HORIZONTAL FRP TANK

2. PP, HDPE Spiral Equipments

FIBBRO ANTICORE INDIA PVT. LTD

ABOUT PP HDPESPIRAL PRODUCTS

We Are Engaged In Manufacturing And Supplying Of Spiral Tanks That Are Designed Using A Unique Process Known As Spiral Winding. Our Range Includes PP HDPE Square Tanks, PP HDPE Rectangular Tanks, PP HDPE Horizontal Tanks And PP HDPE Pickling Tanks. These Tanks Are Manufactured Using High Grade Of Raw Material, Procured From Certified Vendors. Used In Various Process Industries, These Spiral Tanks Are Known For Corrosion Resistance, High Impact Strength And Low Maintenance

WHAT IS SPIRAL TANK

High Density Polyethylene (HDPE) Or Polypropylene (PP) Is Extruded In Strip Form At A Temperature Of 220°c Onto A Pre-heated, Revolving And Traversing Mandrel. Each Wrap Is Laid Over The Previous Layer And Fused Together Forming A Seamless Cylinder With Distinctive Rings On The Outside And A Smooth Internal Finish. Tank Wall Thickness Can Be Increased To Suit The Liquid Stored. The Tank Base Is Then Welded Onto The Cylinder Using The Latest Extrusion Technology A Wide Range Of Accessories Are Available To Help Us Tailor The Tank To Your Specific Requirements. The Fabricated Tanks In HDPE/ P.P. Are Also Available In Wide Ranges, Shapes & Sizes In Vertical, Horizontal And Rectangular To Suit Our Customer's Requirement .

SL No.	PROPERTIE	PP	HDPE
	Density (g/cm3)	0.9	0.96
	Ultimate Tensile Strength (MPa)	23.4	31.7
	Izod Impact (Notched) (J/cm)	4.27	0.694
	Hardness (Shore D)	72	70
	Max Service Temperature (Air) (°C)	82.2	71.1
	Melting Temperature (°C)	160 - 168	180 - 205
	Chemical/ Corrosion Resistance	Resistant to diluted and concentrated acids like nitric acid, as well as alcohols and bases	Resistant to diluted and concentrated acids like hydrochloric acid, as well as some reducing agents and oxidants.
	Water Absorption (ASTM D570) (% by weight)	0.02	0.1

2. PP, HDPE Spiral Equipments

FIBBRO ANTICORE INDIA PVT. LTD

STANDARD MATERIAL PROPERTIES

SL.No.	PROPERTIES	ASTM Test Method	UNITS	VALUE
1.	Density	D1505	g/cm3	0.96
2.	Tensile Strength at Yield	D638	Mpa	24
3.	Elongation At Break	D638	%	800
4.	Tensile Modulus of Elasticity	D638	Mpa	750
			kpa	3.44 x 108
5.	Flexural Modulus (Initial)	D790	Mpa	970

QUALITY MANAGEMENT STANDARD :

SL.No.	DESCRIPTION	ASTM TEST METHOD
1.	Hydro Test	ASME F 1545 (03 at 29 bar)
2.	Vacuum Test	ASMR F 1545
3.	Spark Test	ASME F 1545 (10 KV or 25 KV)



STORAGE TANK



STORAGE TANK



SCRUBBERS



HDPE SPIRAL TANK





HDPE SPIRAL SCRUBBING SYSTEMS



HDPE SPIRAL REACTOR



STORGE TANKS



5KL TANKS



HDPE SPRIAL OPEN TUBES



SCRUBBER HDPE SPIRAL

ABOUTFRPPULTRUDEDPRODUCTS

Weoffer A Range Of FRP Pultruded Products That Include:

- FRP Rods
- Pultruded Rectangles And Squares
- I Sections
- T Sections
- Angles And Channels
- Corner Profiles

FRP Lends Extreme Resistance To Corrosion, Weather, Flame, Etc. Apart From This, FRP Pultruded Sections Are Lightweight And Also Have Strength That Even The Strong Metals Cannot Lend. Since, FRP Is Non-magnetic, Pultruded Sections Made From FRP Are Ideal For Machines That Are Crafted From Iron Or Other Magnetic Metals

STANDARD MATERIAL PROPERTIES

SLNo.	PROPERTIES	ASTM TEST METHOD	UNITS	VALUE
1.	Tensile Strength	D638	PSI	42000
			kpa	2.89 x 104
2.	Flexural Strength	D790	PSI	32000
			kpa	2.2 x 104
3.	Flexural Modulus	D790	PSI	1.5 x 106
			kpa	1.03 x 107
4.	Compressive Strength	D695	PSI	50000
			kpa	3.44 x 108
5.	IZOD Impact Strength	D756	Ft.lbs/in.	25
			J/M	1334



FRP HAND RAIL



FRP WALK WAY



FRP PULTRUDED



FRP CABULE TRYS



FRP ‘C’ CHANELL / H BHEEMS

ABOUT PTFE LINED PRODUCTS

We Suppling PTFE, PVDF, PPH, PP, HDPE, Lined Pipes & Fittings Products For Critical Applications In The Chemical Processing, Aerospace, Semiconductor And Bio- Pharmaceutical Industries. We Have Produced More Rotationally Lined Pipe, Fittings And Vessels For Chemical Processing, Mining And Oil And Gas Companies

LINING PROCESSING METHOD:

Fluoropolymer Lining Tanks Generally Have A Fluoropolymer Sheet Attached To The Metal Can Of The Outer Shell. The Sheets Are Rolled Up And Cut Into Strips For Use. Strips Of The Sheet Can Be Attached As Is To The Body Part Of The Can, But The Head Part Has A Curved Surface And It Is Difficult To Attach Strips Of Sheet, So The Sheet Is Attached In Several Equal Parts.

LINER STANDARD PROPERTIES

SL No.	LINER PROPERTIES	UNIT	PTFE	PFA
1.	Operating Temperature Range	°F	-20 - 450	0 - 500
2.	Specific Gravity	g/cm	2.14 -2.19	2.12 - 2.17
3.	Liner Colour	NA	White	Natural
4.	Tensile Stength of Liner at Yield (average)	pasi	3500	4200
5.	Elongation of Liner at Yield	%	350 - 400	300
6.	Melt Point	°F	625	580
7.	Thermal Conductivity K-Factor of Liner	BTU-in(hr-ft^2.°F)	1.7	1.3

STANDARDMATERIALSPECIFICATION

SL No.	PROPERTIES	ASTM TEST METHOD	UNITS	VALUE
1.	Polymer Grade	D1457 Type III/ D 4895		
2.	Specific Gravity	D 792		214 -22
3.	Tensile Strength	D 638	Kg / cm2	280 - 350
4.	Elongation At Break	D 638		100 - 300%
5.	Water Absorption	D 570		0.00%

STANDARDS OF CONSTRUCTION

All Lined Pipe and Fittings Fully Comply with the ASTM F1545 Standard. Products are Manufactured to the Following Specifications and Requirements.

SL No.	LINERS POLYMER	STANDARDS
1.	PTFE (POLYTETRAFLUOROETHLENE)	ASTM D4894, D4895
2.	PFA (PERFLUOROALKOXY)	ASTM D3307

SL No.	PIPE NPS (INCHES)	MATERIAL	STANDARDS
1.	1-8	Schedule 40 Carbon Steel	ASTM A53, Grade B Type E
2.	1-8	Schedule 40 Carbon Steel	ASTM A587, ERW
3.	1-8	Schedule 40 Carbon Steel	ASTM A106
4.	10	Schedule 30 Carbon Steel	ASTM A106/A53, Grade B Type E
5.	12	Schedule 20 Carbon Steel	ASTM A106/A53, Grade B Type E

SL No.	FLANGES TYPE	NPS (INCHES)	MATERIAL	STANDARDS
1.	Lap Joint	1 - 12	Ductile Iron	ASTM A395, ANSI B16.42 Class 150
2.	Lap Joint	1 - 12	Carbon Steel	ASTM A105, ANSI B16.5 Class 150

SL No.	FITTINGS (TYPE)	STANDARDS
1.	Fabricated Carbon Steel	ASTM A587, A53 and A234 Per Manufacturer's Drawings, Dimension ANSI B16.5 Class 150
2.	Ductile Iron Casting (60-40-18)	ASTM A395, Dimensions ANSI B16.42 Class 150
3.	Cast Steel	ASTM A216, Grade WCB, Dimension ANSI B16.5 Class 150

SL. No.	FABRICATION TOLERANCES FOR PIPE AND FITTINGS DIMENSIONS	TOLERANCE (INCHES)
1.	Length and Centreline	+ 1/8
2.	Fixed Flange Bolt Hole Alignment	+ 1/16
3.	Perpendicular of Flange with Centerline of Pipe	3/32 Per Foot of Pipe Diameter

QUALITY ASSURANCE :

INSPECTION AND HANDLING

The Performance And Longevity Of PTFE LINED Components Depends On The Quality Control Of Design And Fabrication Processes, As Well As Shipping, Handling And Storage Practices. Aditya Engg Considers Quality Of Paramount Importance Quality Control Teams Inspect and Test All PTFEL INED Components To Ensure They Meet Or Exceed ASTM Specifications.

Inspections Performed Prior to Lining

All Metal Equipment's Are Visually Inspected Before Lining. The Interior Will Be Smooth, Clean And Free Of Burrs, Scale Or Any Other Deposits. Internal Welds Are Ground Smooth.

Vessel Liners Are Examined For Pinholes, Cracks, Gouges, Nicks Or Foreign Objects.

Tests and Inspections Performed After Lining

Fittings Are Hydro Tested At 1.5 Times The Design Pressure; Spools Are Hydro Tested Upon Request. All Components Are Subjected To An Electrostatic Spark Test.

The Liner Forming The Flange Gasket Sealing Face Is Visually Inspected For Smoothness. The Liner Will Be Free Of Defects (pinholes, Cracks, Gouges, Nicks Or Foreign Objects). Any Imperfection Will Not Exceed 10% Of The Surface.

Lined Pipe And Fittings Are Checked For Dimensional Accuracy And Tolerances In Accordance With Dimensional Data Listed Within This Catalog And Ansi Specifications.

After Final Inspection, A Flange Protector Is Installed On Each Flange Prior To Any Further Handling Of The Part.

TESTING & INSPECTION

VISUAL : All Spool Pipes, Fittings & valves are inspected visually to ensure that there is
(1) No evidence of Pinholes, Porosity or Cracks.
(2) Fitment of the liner with the Pipes & Housing is Proper.
(3) The Gasket seating surface of the Lining is Free from Scratches, Dents, Nicks or any tool marks.

HYDROSTATICTEST:

All pipes, fittings & valves are subjected to a 20 Kg/Cm^2 HYDROSTATIC PRESSURE test at room temperature using clean Water before & after lining to ensure that there is no evidence of any leakage.

ELECTROSTATIC TEST:

All Spool Pipes, Assemblies & Fittings are subject to 15,000 V Non-Destructive HIGH VOLTAGE ELECTROSTATIC Spark

VACUUM TEST:

Spool Pipes, Assemblies & Fittings are subjected to full Vacuum test at 90 DEG. C to ensure that there should not be any Bulging or Buckling or Collapse of the liner.

PTFE LINED PIPES & FITTINGS

We are manufacturer of PTFE Lined Fittings Like Reducer, Reducing Flange, Elbow, Tee, Equal Cross Tee, Sight Indicator, Bling Flange, Space, 'Y' Type Strainer etc.





M/S PTFE LINED PIPES & FITTINGS





M/S HDPE LINED PIPES & FITTINGS






PTFE VIEW GLASS










SS-316L, Ss304, LINED PIPES & FITTINGS

5. PTFE, PVDF, PPH, PP, HDPE, FRP, Vessels & Equipments

FIBBRO ANTICORE INDIA PVT. LTD

ABOUT PRODUCTS

We are Suppling PTFE, PVDF, PPH, PP, HDPE, Vessels & Equipments, Products For Critical Applications In The Chemical Processing, Aerospace, Semiconductor And Bio- Pharmaceutical Industries. We Have Produced More Rotationally Equipments, And Vessels For Chemical Processing, Mining And Oil And Gas Companies

LINING PROCESSING METHOD:

Fluoro polymer Lining Tanks Generally Have A Fluoro polymer Sheet Attached To The Metal Can Of The Outer Shell. The Sheets Are Rolled Up And Cut Into Strips For Use. Strips Of The Sheet Can Be Attached As Is To The Body Part Of The Can, But The Head Part Has A Curved Surface And It Is Difficult To Attach Strips Of Sheet, So The Sheet Is Attached In Several Equal Parts.

SELECTION OF LINING MATERIAL :

We Use Three Types Of Materials Of Fluoro polymer Lining Sheets, PTFE, PVDF, PPH, PP, HDPE AND M-PTFE. Two Types Of Sheets Are Used For The Adhesion Method: Chemical Etched Sheets With Fluoro polymer Surface That Is Chemically Processed And Glass-backed Sheets Laminated With Glass Cloth Sheet.

FUNCTIONALLITY EVALUATION OF OUR LINING SHEETS

The Following Table Shows An In-house Evaluation Of The Five Functionalities Of Our Lining Sheets On A 5-point Scale

Evaluated Sheets

PTFE-ET : PTFE Chemical -Etched Sheet

M-PTFE-ET : Modified PTFE Chemical-Etched Sheet (PLP Sheet)

M-PTFE-GB : Modified PTFE Glass-Backed Sheet

PTFE-GB : PTFE Glass-Backed Sheet

PFA (NEW) - GB : PFA Glass-Backed Seat

PFA (HP-PLUS) - GB : PFA Glass-Backed Sheet

LINING SHEET	SURFACE SMOOTHNESS	ADHESION PERFORMANCE	WELDING PERFORMANCE	PERMEATION RESISTANCE	PRICE
PTFE-ET	3	3	3	4	5
M-PTFE-ET	4	3	4	5	4
PTFE-GB	3	3	3	2	3
M-PTFE-GB	4	3	4	4	2
PTFE-GB	5	3	5	3	2
FFA (HP-Plus) -GB	5	3	5	4	1

Note 1ET : Etched Sheet, Gb : Glass Backing, M : Modified.

Note 2 Values Are Rated On A 5 - Point Scale To Indicate The Quality

ADHESION PERFORMANCE

Fluoro Polymers Are Non - Adhesive, So Even If An Adhesive Is Applied To A Fluoro Polymer Sheet, It Will Not Stick And Peel Off. To Add Adhesive Ness To Fluoro Polymer Sheets In Our Etching Processed Sheets, Chemical Etching Is Conducted To Add Adhesive Ness After The Sheets Are Manufactured. On The Other Hand, Glass-Backed Sheets Are Made By Anchoring Fluoro Polymer Sheets And Glass Cloth Sheets By Melting PFA Between Them To Make Them Adhesive

Inspections Performed Prior to Lining

All Metal Equipment's Are Visually Inspected Before Lining. The Interior Will Be Smooth, Clean And Free Of Burrs, Scale Or Any Other Deposits. Internal Welds Are Ground Smooth.

Vessel Liners Are Examined For Pinholes, Cracks, Gouges, Nicks Or Foreign Objects.

Tests and Inspections Performed After Lining

Fittings Are Hydro Tested At 1.5 Times The Design Pressure; Spools Are Hydro Tested Upon Request. All Components Are Subjected To An Electrostatic Spark Test.

The Liner Forming The Flange Gasket Sealing Face Is Visually Inspected For Smoothness. The Liner Will Be Free Of Defects (Pinholes, Cracks, Gouges, Nicks Or Foreign Objects). Any Imperfection Will Not Exceed 10% Of The Surface.

Lined Pipe And Fittings Are Checked For Dimensional Accuracy And Tolerances In Accordance With Dimensional Data Listed Within This Catalog And Ansi Specifications.

After Final Inspection, A Flange Protector Is Installed On Each Flange Prior To Any Further Handling Of The Part.

TESTING & INSPECTION

VISUAL : All Vessels & Equipments Are Inspected Visually To Ensure That There Is
(1) No Evidence Of Pinholes, Porosity Or Cracks.
(2) Fitment Of The Liner With The Pipes & Housing Is Proper.
(3) The Gasket Seating Surface Of The Lining Is Free From Scratches, Dents, Nicks Or Any Tool Marks.

HYDROSTATICTEST:

All Vessels & Equipments Are Subjected To A 20 Kg/cm^2 Hydrostatic Pressure Test At Room Temperature Using Clean Water Before & After Lining To Ensure That There Is No Evidence Of Any Leakage.

ELECTROSTATIC TEST:

All Vessels & Equipments Are Subject To 15,000 V Non-destructive High Voltage Electrostatic Spark

VACUUM TEST:

Vessels & Equipments Are Subjected To Full Vacuum Test At 90 Deg. C To Ensure That There Should Not Be Any Bulging Or Buckling Or Collapse Of The Liner.

MS + PTFE LINED COLUMN



MS + PTFE LINED COLUMN





SCRUBBER COLUMM



PTFE COLUMM



RECIVER



PIFE SHEET LINING



RECIVER TOP



M/S & FRP LINING

PPR PIPES & FITTINGS

WHAT IS PPR

Ppr Pipes (polypropylene Random Copolymer Pipes) Are A Type Of Plastic Pipe Made From A Blend Polypropylene And Ethylene Copolymers. Ppr Is A High Technology Plastic Pipe, Which Is Modern Plumbing's Important Solution When Matched To Cold Galvanized Pipes For All Hot Water Systems. Ppr Pipe And Fittings Are Made With High-grade Raw Materials. It Is One Of The Essential Plastic Pipe Product Which Are Used For Extreme Temperature Rating From -20°c To 90°c.mostly These Pipes Are Green Or White In Colour. These Pipes Has A Variety Of Fittings , Accessories, And Replacement Components And Each Pipe Diameter Has Its Own Se

TECHNICAL SPECIFICATION

Raw Material: PP-R
Pipes & Fittings Sizes : 20 Mm - 450 Mm
Pressure Rating (pn): PN 20
Standard Dimension Ratio (sdr): Sdr 6
Standards: DVGW W544, ISO 15874-1, ISO 15874-2, ISO 15874-3, DIN 8077, DIN 8078
Service Life: 50 Years
Color: Green
Pipe Length: 6m
Connections: Fusion Welding
Coefficient Of Thermal Expansion: 0.15mm/mk
Coefficient Of Thermal Conductivity: 0.24w/mk
Range Of PPR Fittings : Flange (slip-on, Threaded, Pipe Bore, Blind, Puddle Flange, Sandwich Flange), Pipe End (short Neck, Long Neck, Extra Long Neck Pipe End), Bend (Plain, Threaded),Tee (Plain, Threaded), Reducer Coupling , Tank Adaptors Etc.

STANDARD MATERIAL SPECIFICATION

Properties		Test Method	Unit	Data
Density		ASTM D792	g/cm^2	0.91
Melt Index	23°C. 2.16kg	ASTM D1238	g/10min	0.25
	190°C. 5.0kg			0.45
Tensile Strength	Yield point	ASTM D638	kg/cm^2	270
	break point			230
Elongation		ASTM D638	%	>400
Flexural Modulus		ASTM D790	kg/cm^2	8.500
Izod Impact Strength	23°C	ASTM D256	kg.cm/cm	30
	0°C			8
	-20°C			3
Vcat Softening Point		ASTM D1525	°C	130
Melting Temperature		HS Method	°C	141
Surface Resistance		HS Method	I	$>10^{13}$
Mean coefficient of linear thermal expansion (0°C - 110°C)		Dilatometer	K^{-1}	$1.5.10^4$

PPR PIPES & FITTINGS

WHAT IS PPR

Polypropylene (PP) is a thermoplastic from the polyolefin group. PP is a semi rigid, translucent polymer with good toughness and weather resistance properties. It has low water absorption and is easily moulded as low cost. Polypropylene is a largely non-polar, partially crystalline thermoplastic with a crystallinity of 60 to 70%.PP has a density of 0.90 to 0.91 g/cm3 which is amongst the lowest densities for all plastics. PP has a non-swelling and insoluble surface, and is characterized by its outstanding chemical resistance, high thermal resistance and good fatigue strength.

TECHNICAL SPECIFICATION

Raw material: PP

Pipes & fittings Sizes : 20 mm - 450 mm

Pressure rating (PN): PN 2.5 kg/cm2 ,PN 4 kg/cm2 PN 10 kg/cm2,PN 16 kg/cm2

Standard Dimension Ratio (SDR): SDR 6

Standards: DIN 8077 / 8078 ,ASTM F2389

Service life: 50 years

Color: green

Pipe length: 6m

Connections: Fusion welding

Range of PPR Fittings : Flange (Slip-on, Threaded, Pipe Bore, Blind, Puddle Flange, Sandwich Flange),Pipe End (Short Neck, Long Neck, Extra Long Neck Pipe End),Bend (Plain, Threaded),Tee (Plain,Threaded),Reducer Coupling , Tank Adaptors etc.

STANDARD MATERIAL SPECIFICATION

PROPERTY	STANDARD		UNIT	VALE
Density (23°C)	ISO/R 1183	DIN 53479	g/cm3	0.90-0,95
Melt flow index ((230°C, 2,16 kg)	ISO 1133	DIN 53735	g/10min	0.40
Tensile strength	ISO 527	DIN 53455	MPa	15
Ultimate elongation	ISO 527	DIN 53455	%	>48
Modulus of elasticity	ISO 527	DIN 53457	MPa	1300
Crystal melting point	Differential Scanning Calorimetry (DSC)		oC	160-165
Vicat softening temperature	ISO 306	DIN 53460	oC	90
Coefficient of linear thermal expansion	ASTM D 696-44		mm/moC	0.11
Fire resistance	DIN 4102 Class B1		S	<12

HDPE PIPES & FITTINGS

We Are Manufacturer Of HDPE Fittings Like Reducer, Reducing Flange, Elbow, Tee, Equal Cross Tee, Sight Indicator, Bling Flange, Spacer, "Y" Type Strainer Etc.
This Product Range Is Highly Required For Their Features Like Easy To Use, Highly Leak And Crack Resistant And Excellent Quality. Apart From This, Our Clients Can Avail This Tank And Pipe Fitting In Various Sizes As Per The Requirements.

HGPE PIPES & FITTINGS

WHAT IS PPR	TECHNICAL SPECIFICATION
High Density Polyethylene Is A Polyethylene Thermoplastic Made From Petroleum. Hdpe Is Commonly Recycled And Made Into Composite Wood Or Plastic Lumber Hdpe Pipes Are Most Suitable For Agriculture (column Pipes For Submersible Pumps, Suction And Delivery Of Water,sprinler Systems,drip/lift Irrigation Etc.),potable Water Supply,industrial (chemicals,corrosive Effluents,under Water Pipes,sewerage Handling,radio Active Waste Etc.) And Utilities (underground Cable Ducting) Purposes. Hpde (high Density Poly Ethylene) Pipes And Fitting Are Available In Complete Range From 20 To 450mm Size. The Pipes Are Available In Pn2.5 To Pn 16 Pressure Class In Pe 63, Ped 80 And Pe 100 Grades.hdpe Pipes Are Manufactured According To Is : 4984.	**Raw material:** HDPE **Pipes & fittings Sizes :** 20 mm - 630 mm **Pressure rating (PN):** PN 2.5 kg/cm2 ,PN 4 kg/cm2 ,PN 10 kg/cm2,PN 16 kg/cm2 **Pipe Grade :** PE-63,PE-80, PE-100 **Standards:** IS 4984 : 2000 ,DIN 8077 / 8078, ASTM D3035 / D3350 **Color :** Black **Pipe length:** 6m **Range of PPR Fittings :** Flange (Slip-on, Threaded, Pipe Bore, Blind, Puddle Flange, Sandwich Flange),Pipe End (Short Neck, Long Neck, Extra Long Neck Pipe End),Bend (Plain, Threaded),Tee (Plain,Threaded),Reducer Coupling , Tank Adaptors etc.






HDPE, PP, FITTINGS

6. PPR, PP, HDPE Polymer Products

FIBBRO ANTICORE INDIA PVT. LTD

STANDARD MATERIAL SPECIFICATION

PROPERTIES	TESTING METHOD	UNIT	VALUE
DENSITY	**ISO 1183**	**G/cc**	**0.954**
Melt Index, Condition 190°C/5kg	ISO 1133	G/10min	0.2-14
Thermal Stability	MS 1058	min	>20
ESCR, Condition A & B, F_{50} F_{20}	ASTM D1693	h	>1000 >500
Tensile Yield Strength	ISO R 527	MPa	22
Tensile Strength, Break	ISO R 527	MPa	32
Ultimate Elongation	ISO R 527	%	>500
Flexural Modulus	ASTM D 3350	MPa	758





HDPE PIPES & FITTINGS












PPR-C PIPES & FITTINGS

6. PPR, PP, HDPE Polymer Products

FIBBRO ANTICORE INDIA PVT. LTD

PP COVER



PPR-C ASSEMBLE



PP-TRY



SS 316, SS-304, PIPE WITH PTFE LINING







FFP VIEW GLASS













PIPING ASSEMBLE PHOTOS



PFA BELLOW FLANGE END



PFA BUTTER FLY



MS HDPE

7. GLR Products & Level Indicators

FIBBRO ANTICORE INDIA PVT. LTD

ABOUT PRODUCT

We are Manufacturing & Supply of GLR Equipments Accessories like PTFE Bushes, Rods, Nozzle,TeeBush, Manhole Cover Bush, Manhole Cover, Flush Bottom Valves, Tips, Dip Pipes, Sparger Pipes

Application :

Chemical Process Industries, Agrochemicals, Pharmaceuticals, Pulp Mills, Fertilizers Bromine And Fine Chemicals, Petro Chemicals Industry, Chloralkaline Etc...

PTFE MANHOLE BUSH

Our Manhole Bush For Glass Lined Vessel Made From 100% Virgin Grade PTFE Are Available In Both Elliptical And Round Shaped Manholes.
Elliptical Are Available In 300x400 DN And 350x450 DN And Up To 150mm Length
Round Manhole Bush Are Available From 400NB To 600NB And Up To 150mm Length





GLASS LINED VESSEL NOZZLE BUSH

Made From 100% Virgin PTFE, Easy to Fit, Excellent Sealing, Longer Lifespan.
Available in Sizes From 50NB to 600NB and Lengths up to 300mm

PTFE ENVELOPE (GLASS LINED VESSEL GASKETS)

PTFE Is The Most Commonly Used Fluoropolymer For Gasket Construction. Its Inertness And Superior Chemical Resistance Make It A Choice Material Throughout A Variety Of Industries. The Rigorous Operating Conditions Of Glass-lined Equipment Make PTFE An Ideal Gasket Selection Due To Its Chemical Properties, Low Coefficient Of Friction, And Outstanding Temperature Resistance



LEVEL GAUGE TUBULAR TYPE

These Precision Tools With A Simple Design Are Suitable For Use In Large Non-pressurized Liquid Storage Tank With Fluids Having A Specific Gravity Of More Than 0.6. The Mild Steel Tubular Level Indicators Operate On The Principle Of Buoyancy To Indicate The Level Of The Liquid. We Offer High Quality Indicators That Are Designed For Great Precision And Provide The Following Benefits.

It Is Extremely Simple To Install And Is Mounted Parallel To The Tank.

It A Relatively Low Cost Yet Reliable Level Gauge That Has Zero Maintenance Needs.

Is Available In Various Specifications That Can Be Used For Various Applications.

SPECIFICATIONS

Mounting C/C	Side/Side
Distance	max.2000mm
Visibility Glass	C/C Distance -60mm Borosilicate Ø16mm, Ø19mm
ProcessConnection	Flanged 1/2" , 1" ANSI / BS / DIN / Specify Coupling1/2",1" BSP, NPT (Female)/Specify Union1/2",1"BSP,NPT(Male)
Vent Conn.	1/2"NPT(M) Plug or in line need levalve
DrainConn.	1/2"NPT(M) Plug or in line need levalve
Guard	"C"Channel ,MS/SS/FRP Tierod, MS
Max.Temperature	70°C (PP) /100°C (FRP) /200°C (SS)
Max.Pressure	2Kg /cm² (PP/FRP) /10Kg /cm² (SS)
Sp.Gravityoffluid	1
WettedParts	CS/A105/SS304/SS316/PP&OTHERS
ACCESSORIES	
Scale	SS304/SS316/Acrylic & others
INSTALLATION	Tubular Level Gauge Can Be Side Mounted On The Vessel Or Tank

FLOAT & BOARD LEVEL GAUGE

Float & Board Level Gauge Is A Simple Economic Level Measuring Instrument. It Consists Of Scale Board, Pointer, Pulley, Pulley Housing, Connection Pipe, Wire Rope, Float ,guiding Flanges, Process Flanges, Anchor Plate. Top Mounting Brackets & Side Mounting Brackets Are Provided To Mount The Scale Board On The Outside Of The Tank. Connection Pipe, Pulley, Guiding Flanges Are Mounted On The Top Of The Tank. Scale Board Is Also Mounted On The Side Of The Tank. Anchor Plate Is Fitted On The Bottom Of The Tank. Float Is Set To Float On The Liquid Level Surface. Float Is Tied With Wire Rope Passing Through The Pulleys Connected To Pointer Which Rolls On Scale Board.The Level of Liquid in Side the Tank is Directly Shown By the Pointer Rolling on the Scale board.

SPECIFICATIONS

Range	Guided & Unguided Guided 7.5m with Ø200mm Float Guided 15m with Ø350mm Float Unguided 15m with Ø350mm Float Aluminium Powder Coated 6"
Scale Board	Wide with Black Graduations & Numerical
Least Count	10mm
Pointer	Aluminium With Powder Coating With Red Arrow
Connection Pipe	GI, SS1" Pipe
Pulley	SS with PTFE Bush Aluminium
Pulley Housing	SS304, SS316, PP Ø 200mm, Ø350mm
Float	SS304, SS316 Ø1.6mm (Multi strand) PPØ3mm (Multi strand)
Wire Rope	Weld able- SS304, SS316 & Others
Anchor Plate	Weighted- SS304, SS316 & Others Steel Spring Housed in Al or
Guiding flange Assembly	PP Enclosure with Flange
Top Mounting Brackets	MS, SS Powder Coated
Side Mounting Brackets	MS, SS Powder Coated
Max. Temperature	80°C/150°C for PP & SS Respectively
Max. Pressure	Atmospheric
Seal Pot	On Request
INSTALLATION	Float & Board Level Gauge Can Be Mounted On The Top Of The Tank

SS, MS, CS GLR LINED FITTINGS





SS, MS, CS GLR LINED FITTINGS





SS-304, MS, FRP LEVEL INDICATORS







FIBBRO ANTICORE INDIA PVT. LTD

ANTICORROSION EQUIPMENT EXPERT

Services Provided

- Site Visits
- Measurement Of Piping & Equipment Checking
- Equipment & Piping , Drawings Preparations
- Creating Of Quantities Based On Equipments & Piping Provided
- Case Study Of Corrosion Issues & Providing To Technical Solutions
- Site Installation & Supervision

Applications

- Chemical Process Industries
- Agrochemicals And Pharmaceuticals
- Pulp Mills
- Fertilizers Industries
- Steel Plants
- Chemical Galvanizing Plants
- Bromine And Fine Chemicals
- Power Plants
- Mining Industry
- Petrochemicals Industry
- Chlorine Alkalies
- Oil And Gas Industry
- Nuclear Plants,
- ETP Plants,

ETC.



FIBBRO ANTICORE INDIA PVT. LTD

ANTICORROSION EQUIPMENT EXPERT

AN ISO 9001 : 2015 COMPANY
CERTIFICATE NO. : E20250320481

Contact Us

UNIT : I
PLOT NO.5-93, SURVEY NO.272/8, KAJIPET (V),
BOMMALARAMARAM (M), BHUVANAGIRI DIST.,
TELANGANA - 508146. INDIA.

UNIT : II
PLOT NO. 1 & 2, INDUSTRIAL PARK, RAYRAOPET,
BIBI NAGAR MANDAL, YADADRI DIST,
TELANGANA - 508126. INDIA.

+91 9142356789
+91 9398008383
+91 9701016868

fibbroanticoreindia@gmail.com
contact@fibbroanticoreindia.com

www.fibbroanticoreindia.com